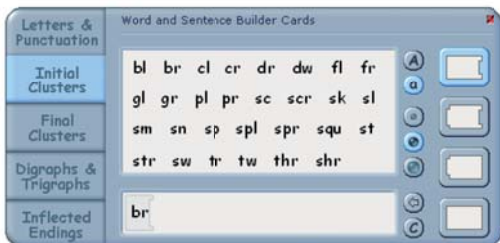


Word and Sentence Builder Cards




- Use these to help teach phonics, spelling and grammar.
- Cards can be filled with predefined text, or you can type your own entries.
- Once cards are placed on the page, typing into them can change their content.



Both the colour of the text and the colour of the card can be changed. Cards can contain parts of words, whole words or phrases.

Punctuation Bank

- Symbols that can be 'dragged' into existing text.
- The **Remove Punctuation** button removes all punctuation from the current page.

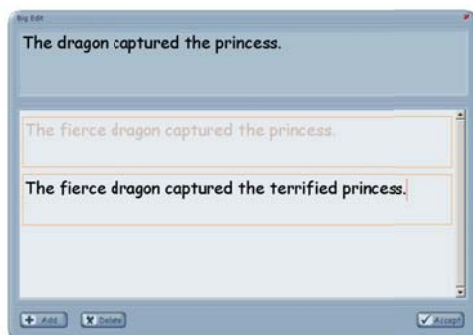


Stripe select some text and then use the **Remove Punctuation** button to focus only on part of the text. Punctuation can be removed from any text, including material you have pasted into Easiteach from the internet or elsewhere.

Big Edit

- Focuses on improving text through editing.
- Select some text and click **+**.
- Make a change and click **Add**.
- When editing is complete, click **Accept**.

You could click **Add** three times and ask three pupils to suggest their own versions.



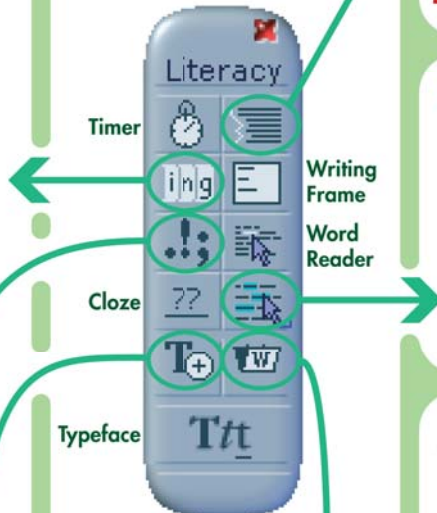
Repel Text

- Aligns text with the edge of a line or object.
- Select the text you wish to repel and click **⊖**.



Use this facility to create shape poems.

Easiteach Literacy Toolbar




Highlight Tool

- Allows you to tag word types in different colours.
- Simply select a highlight colour and click the words to be tagged.

— nouns
— verbs

The _____ tree had _____ branches.



Cloze Underline and Word Wallet

- Allows you to easily create cloze activities.
- Click on **??** and then on the words to remove.
- Words can be typed into cloze spaces, or 'dragged' from the **Word Wallet** or from another page (works well in **Split Screen** mode).
- Words removed with **??** are automatically placed in the **Word Wallet**.

Remove all the adjectives from a piece of descriptive text and replace with different adjectives to change the tone of the piece.

Split Screen

- View and work on any 2 pages of a document at the same time.
- You can drag text or other objects from one page to another.

Copy some text from an internet page of tourist information on one page and create an advert on the facing page. Use a facing page to analyse and focus on parts of a larger text.

